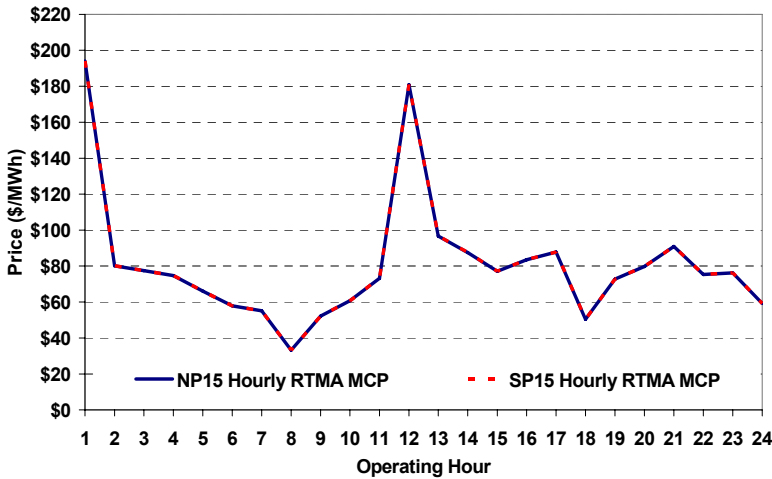
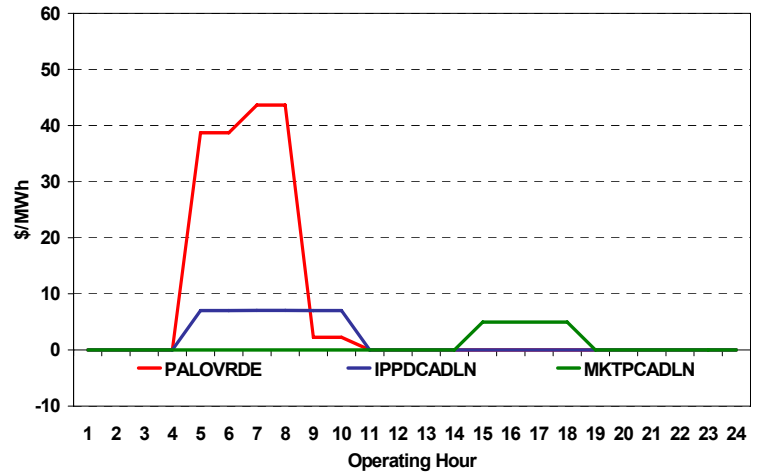


The content of this page is subject to change without notice. Decisions based on information contained herein are the visitor's responsibility.

### Real-Time Hourly Average MCP



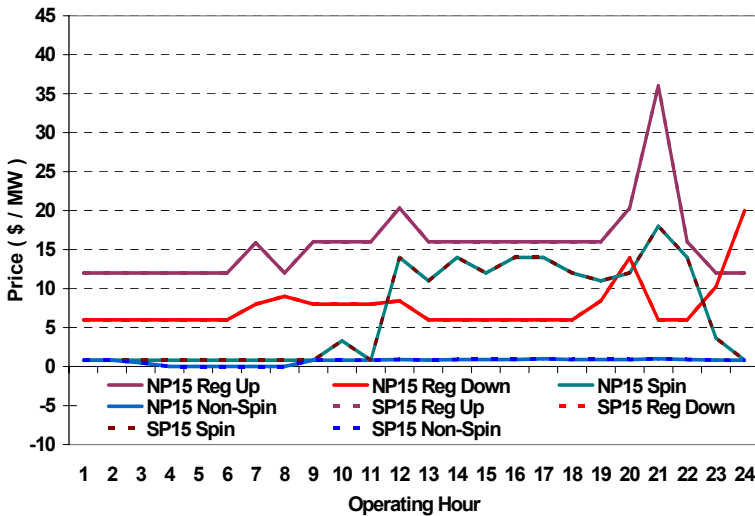
### Selected Day Ahead Branch Group Congestion Prices



	NP15				SP15			
	Min	Max	Avg	Δ Avg.	Min	Max	Avg	Δ Avg.
<b>RTMA MCP</b>								
Hours 7-22	\$ (0.01)	\$ 398.00	\$ 89.73	\$ 29.00	\$ (0.01)	\$ 398.00	\$ 89.73	\$ 29.00
Hours 1-6, 23-24	\$ 41.00	\$ 399.99	\$ 79.13	\$ 14.70	\$ 41.00	\$ 399.99	\$ 79.13	\$ 14.70

Branch Group	Congestion Cost		Total	Total Cost Percent
	Import	Export		
PALOVRDE	\$ 255,407	\$ -	\$ 255,407	86%
IPPDCADLN	\$ 27,218	\$ -	\$ 27,218	9%
MKTPCADLN	\$ 8,393	\$ -	\$ 8,393	3%

### Day Ahead A/S Market Clearing Prices



	Inc MWh	Inc Redispatch Costs	Dec MWh	Dec Redispatch Costs
Peak	1,725	42,308	-1,566	85,426
Off-Peak	502	20,517	0	0
Total	2,228	\$ 62,825	-1,566	\$ 85,426

Commitment Type	Avg Hrlly P-Min MW	Daily Min-Load Cost
FERCMOO	0	\$0
RA	200	\$346,037
<b>Totals</b>	200	\$346,037

Peak Load	36,450 MW	Average Load	29512 MW
Time of peak	16:40	Δ Peak from Prev. Day	-1,628 MW

Day Ahead (DA) Market Summary: Ancillary Services (A/S) Capacity	Peak				Off-Peak			
	Min	Max	Avg.	Δ Avg.	Min	Max	Avg.	Δ Avg.
Regulation Up Price (\$/MW)	12.00	36.01	17.54	-3.05	12.00	12.00	12.00	0.24
Regulation Down Price (\$/MW)	6.00	13.96	7.49	-0.50	6.00	20.00	8.28	1.65
Spinning Reserve Price (\$/MW)	0.80	18.00	9.53	1.08	0.80	3.65	1.16	-0.10
Non-Spinning Reserve Price (\$/MW)	0.00	1.00	0.78	-0.01	0.00	0.82	0.47	-0.23
Regulation Up Bid Sufficiency Ratio*	154%	334%	249%	-33%	291%	309%	303%	-22%
Regulation Down Bid Sufficiency Ratio*	168%	498%	346%	42%	154%	271%	204%	-19%
Spinning Reserve Bid Sufficiency Ratio*	116%	223%	159%	0%	178%	216%	203%	14%
Non-Spinning Reserve Bid Sufficiency Ratio*	138%	303%	201%	27%	230%	276%	258%	56%
<b>Total Cost of DA A/S (\$)</b>			<b>365,355</b>	<b>-7,526</b>				

\* The Bid Sufficiency Ratio for a given market in a given hour is defined as the sum of capacity offers in MWs divided by the capacity requirement in MWs.